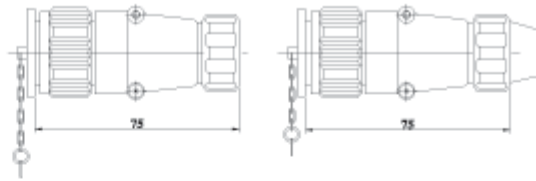


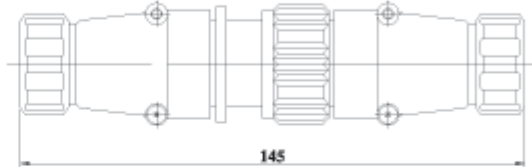
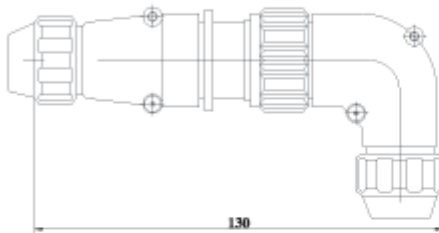
## ❖ YD20型尺寸图:

- 直式: 金属软管插头TP
- 直式: 电缆插头TQ



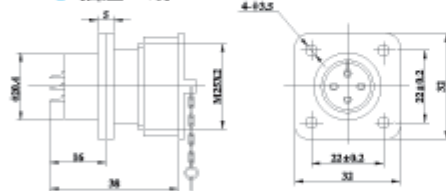
- 弯式: 对接电缆式 头TR(S) 座ZP(Q)/(套)

- 直式: 对接电缆式 头TP(Q) 座ZP(Q)/(套)



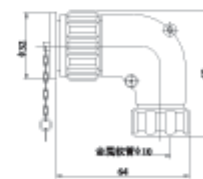
- 插座JZ或KZ

- 安装开孔



芯数	3芯	4芯	5芯	7芯
排列图				
额定电流A	25	25	10	10
接触对直径、数量	$\phi 2.5 \times 3$	$\phi 2.5 \times 4$	$\phi 1.5 \times 5$	$\phi 1.5 \times 7$
工作电压 (AC.V.rms)	500	500	500	500
耐压 (AC.V) 1min	1500	1500	1500	1500
接触电阻mΩ	< 1mΩ	< 1mΩ	< 3mΩ	< 3mΩ
绝缘电阻MΩ	> 500MΩ	> 500MΩ	> 500MΩ	> 500MΩ

- 弯式: 金属软管插头TR



- 弯式: 电缆插头TS

